

Continuing Success

*SharePoint – Eine Erfolgsstory,
die auch Ihre werden kann*

Hanspeter Quadri

*Director Enterprise & Partner Group
Microsoft Switzerland*

Microsoft's Business Productivity Infrastructure

Unified Communications

Collaboration

Enterprise Content Management

Business Intelligence

Enterprise Search

Office Business Application Services

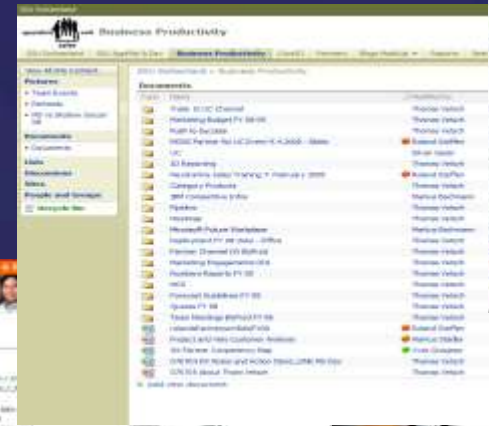
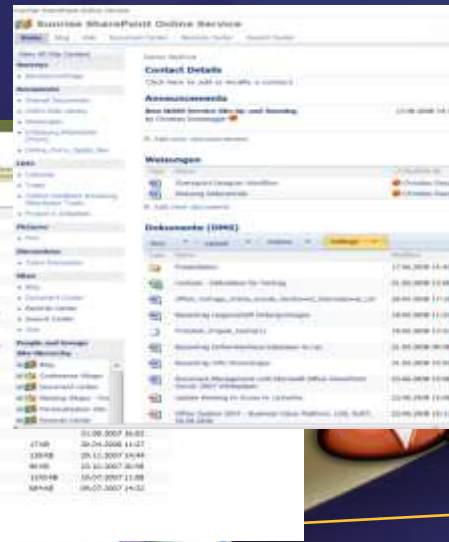


**Easy, Powerful
Information Worker
Experiences**

**IT Flexibility
and Control**



Single Infrastructure for Intranet, Internet, and Extranet Portals



Ex



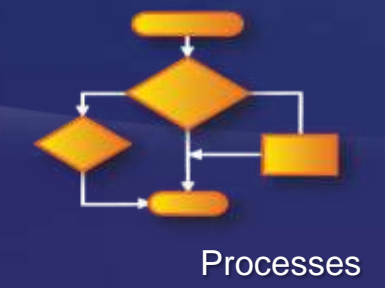
Business Applications

People As "Middleware"



Office SharePoint Server 2007

One Business productivity server



SharePoint Strategy



WCM – Swiss, Migros, Rado, The Swiss Parliament

Web-Examples of Swiss “Institutions”

The image displays three overlapping web portals from Switzerland:

- Swissair:** Located on the left, it features a red header with the Swissair logo and a flight booking form with fields for 'From', 'To', 'Outbound', 'Return', 'Adults', and 'Children'. A 'QUICK LINKS' section includes options like 'Flight status: arrive', 'Web check-in', and 'My profile'.
- Migros:** The central portal has a white header with the 'MIGROS' logo and a search bar. It includes a navigation menu with 'RADO COLLECTION', 'GLOBAL NEWS', and 'LOCAL ACTIVITIES'. A sidebar on the left lists 'Flight' and 'Standard' options.
- Rado:** The rightmost portal features a dark header with the 'RADO SWITZERLAND' logo. The main content area shows a watch advertisement for 'CERAMICA CHRONOGRAPH LIMITED EDITION' and a news section titled 'Die Bundesversammlung - Das Schweizer Parlament'. A sidebar on the right contains a search bar and 'Services' like 'RSC' and 'RAG'.

SHARE YOUR RADO MOMENT
enter
designed by @seantic

Contract Lifecycle Management

ECM Example: Word–SharePoint–Exchange Integration

The screenshot displays a Microsoft Word document titled "Partner Agreement - Microsoft Word" with an "Exchange Hosted Archive" search interface overlaid. The search interface includes a search bar with the text "Litware Partner Agreement" and a results table. The search criteria are: Date: 6/19/06, To: 6/23/06, Sent To: JoeH, and Search for the word(s): Litware Partner Agreement. The search options include: In: Subject, Body, Attachment, Name of Attachment; Size: KB; Type: All; and Search Options: Send results to a folder. The results table is as follows:

	From	To	Subject	Received/Sent	Captured	Size
	RobertL	JoeH	Partner Agreement	Wed 06/22/2006 9:06:12 AM	Wed 06/22/2006 10:14:22 AM	31 KB
	DavidB@litwarein	JoeH	Partnership Agreement v 1.3	Mon 6/19/2006 7:08:18 AM	Mon 6/19/2006 7:08:18 AM	30 KB
	ChrisP	JoeH	Litware Partnership Agreement Y200	Wed 6/21/2006 8:14:22 AM	Wed 6/21/2006 8:14:22 AM	65 KB
	ChrisP	JoeH	FW: Litware Partner Agreement	Mon 6/19/2006 7:08:18 AM	Mon 6/19/2006 7:08:18 AM	73 KB
	ChrisP	JoeH	FW: Litware Partnership Agreement	Wed 6/21/2006 8:14:22 AM	Wed 6/21/2006 8:14:22 AM	10 KB
	Angela@litwarein	JoeH	RE: Partnership Agreement	Mon 6/19/2006 7:08:18 AM	Mon 6/19/2006 7:08:18 AM	28 KB

Electronic Forms

Web-enabled InfoPath forms

- Zero client footprint required

Great user experience with browser e-forms

- Minimal round-trips
- Local validation and formatting

Supporting intranet, extranet and internet topologies

- Built on the WSS platform using ASP.NET
- “Design once” for rich and reach e-forms

Cross-browser and cross-platform support

- IE, Netscape, Firefox, Mozilla, Safari
- Windows, Mac OSX, Unix, Linux

A screenshot of a Mozilla browser window displaying an "Expense Report" form. The browser's address bar shows the URL "http://sampleserver/layouts/expensereport.aspx". The form includes fields for "Report Date" (12/29/2004), "Expense Code", "Expense Period", "Business Purpose", "Employee Name", "Department", "Title", and "ID Number". Below these fields is a table titled "Itemized Expenses" with columns for "Date" and "Description". The table contains three rows: 12/26/2004 airfare, 12/26/2004 taxi, and 12/26/2004 hotel. A blue arrow points from the "Itemized Expenses" table in this screenshot to the "Itemized Expenses" table in the Outlook screenshot below.

InfoPath form
in browser

A screenshot of an Outlook email window titled "15122-875626 - Form". The email content displays the same "Expense Report" form as seen in the browser screenshot. The "Report Date" field is filled with "12/27/2004". The "Itemized Expenses" table is more detailed, including "Category" and "Cost" columns. The table data is as follows:

Date	Description	Category	Cost
12/26/2004	airfare	Transportation	456.00
12/26/2004	taxi	Transportation	50.00
12/26/2004	hotel	Lodging	150.00
Subtotal			656.00
Less cash advance			200.00
Total expenses			456.00

At the bottom of the form, there is a status bar that reads "Form template's location: C:\Documents and Settings\nstott\Desktop\Service Request.xsn". A blue arrow points from the "Itemized Expenses" table in this screenshot to the "Itemized Expenses" table in the browser screenshot above.

InfoPath form
in Outlook

Exceeding Customer Expectations



namics

ein Unternehmen der PubliGroupe



Microsoft[®]

Your potential. Our passion.[™]